

Human Knot

Input: humanknot.in

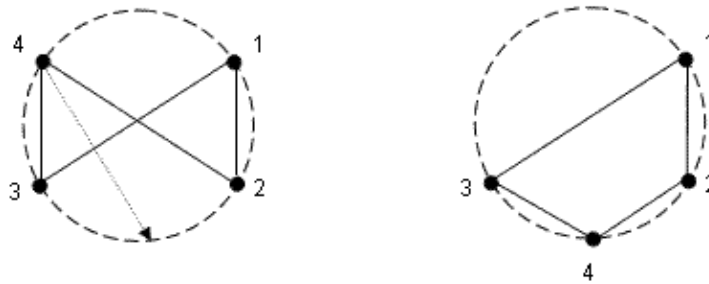
Output: humanknot.out

A classic ice-breaking exercise is for a group of n people to form a circle and then arbitrarily join hands with one another. This forms a "human knot" since the players' arms are most likely intertwined. The goal is then to unwind the knot to form a circle of players with no arms crossed.

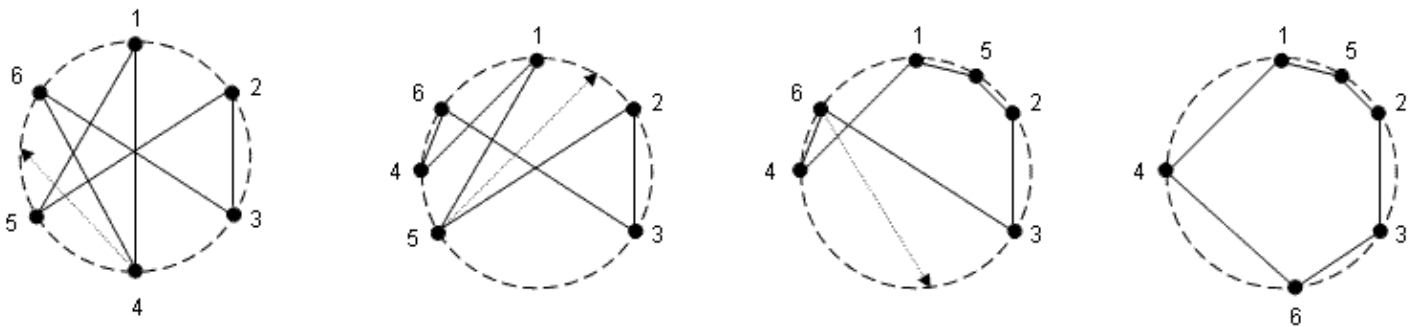
We now adapt this game to a more general and more abstract setting where the physical constraints of the problem are gone. Suppose we represent the initial knot with a 2-regular graph inscribed in a circle (i.e., we have a graph with n vertices with exactly two edges incident on each vertex). Initially, some edges may cross other edges and this is undesirable. This is the "knot" we wish to unwind.

A "move" involves moving any vertex to a new position on the circle, keeping its edges intact. Our goal is to make the fewest possible moves such that we obtain one n -sided polygon with no edge-crossings remaining.

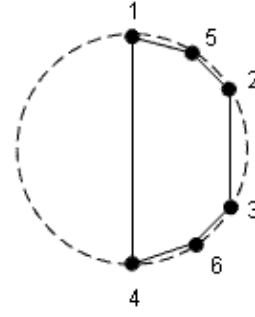
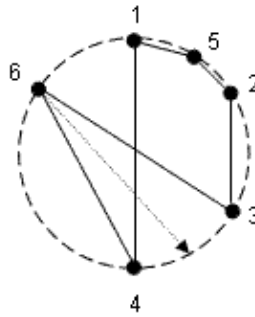
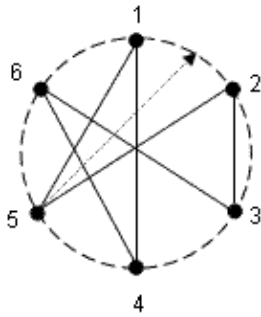
For example, here is a knot on 4 vertices inscribed in a circle, but two edges cross each other. By moving vertex 4 down to the position between 2 and 3, a graph without edge-crossings emerges. This was achieved in a single move, which is clearly optimal in this case.



When n is larger, things may not be quite as clear. Below we see a knot on 6 vertices. We might consider moving vertex 4 between 5 and 6, then vertex 5 between 1 and 2, and finally vertex 6 between 3 and 4; this unwinds the knot in 3 moves.



But clearly we can unwind the same knot in only two moves:



Input

The input consists of a number of cases. Each case starts with a line containing the integer n ($3 \leq n \leq 500$), giving the number of vertices of the graph. The vertices are labelled clockwise from 1 to n . Each of the next n lines gives a pair of neighbors, where line i ($1 \leq i \leq n$) specifies the two vertices adjacent to vertex i . The input is terminated by $n = 0$.

Output

For each case, if there is no solution, print "Not solvable." on a line by itself. If there is a solution, print "Knot solvable." on a line by itself, followed by the minimum number of moves required to solve the problem, on a line by itself.

Sample input

```
6
4 5
3 5
2 6
1 6
1 2
3 4
6
2 6
1 4
5 6
2 5
3 4
1 3
0
```

Output for sample input

```
Knot solvable.
2
Knot solvable.
1
```